

# SYSTEM 15

## Seldén Travellers: First around the track

The new range of Seldén System 15 travellers and track have been specifically designed for performance dinghies and small keelboats. System 15 incorporates the same technology and experience used in the design and manufacture of our larger systems which now cater for boats up to 65 feet. Ultra low friction ball bearing cars provide ultimate efficiency and performance while clever design ensures our products are easy and ergonomic to use.

The ultra low profile 15mm track is among the lightest available. It is supplied in 1000mm and 600mm lengths as well as a 300mm pin stop version for jib cars. The 441-105 end stop cleverly conceals the control line stopper knot.




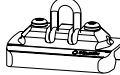




Precision machined from solid marine grade aluminium, cars are available to suit a number of applications. Mainsheet cars feature optional control line and mainsheet blocks. The mainsheet block incorporates a swivel for direct connection to the shackle on the car. At just 40grms the tie on car is one of the lightest available and allows control lines and mainsheet blocks to be tied directly to the car.

The new pin stop jib car uses the same 15mm track as the RCB system. The car features nylon runners which ensure the car is a perfect fit on the track. This makes un-cleating easier as vertical movement of the cleat is reduced to a minimum. The cleat angle can be adjusted in stages by a total of 50 degrees. As an option a front fairlead can be added to allow cleating from a range of angles. The cars can be adjusted in 19mm increments for accurate leach tension adjustment. The head of the pin stop itself has been designed not to catch sheets while also being ergonomic to adjust.


System 15 is the latest addition to the Seldén range of deck hardware that now includes blocks, cleats, fairleads, travellers and winches for dinghies, keelboats and yachts.





## CARS

Art. no.	Description	Weight (g)	Safe working load (kg)	Breaking load (kg)	Length (mm)	Width (mm)	
441-101-01	Main car	84	120	400	112	42.5	
441-101-02	Main car with block	109	120	400	112	42.5	
441-101-03	Main car with toggle, 1:1 trav	60	120	400	68	42.5	
441-101-04	Main car with toggle, misc	50	120	400	57	42.5	
441-102-01	Tie on car	40	120	400	56.6	42.5	
441-103-01	Jib car, pin stop	165	120	240	68	7.5	
441-105	End cap, with becket	5	-	-	27	24	
441-106	End stop for pin stop track	23	-	-	20	20	

## TRACKS

Art. no.	Description	Weight (g)	Length (mm)	Width (mm)	Bolt	
441-001-01	Track	122	600	15	M4	
441-001-02	Track	205	1000	15	M4	
441-002-01	Pin stop track	59	300	15	M5	

## ACCESSORIES

Art. no.	Description	Weight (g)	Safe working load (kg)	Breaking load (kg)	Length (mm)	Width (mm)	
402-101-20R	Control block BBB20	17	150	300	46	20	
403-101-16R	Main car block BBB30	26	200	400	56	30	
508-387R	1-P eye	5	-	-	24	10	
441-113R	Toggel main car	5	200	400	25	7	